

# Purple Mash – Using 2Dos (Children)

## Introduction


A 2dos will be set for a particular piece of homework, class topic, or any other project of your teacher's choice. You will see it within your 2Dos tab on Purple Mash homepage.

When you click on this tab, you will see a list of all the 2dos that have been set by your teacher. The 2dos will be in "due date" order with your completed assignments at the bottom.



Any 2Do with a recorded instruction will have a speaker symbol next to the title. You can click on the speaker to hear the instruction.

## To complete a 2do

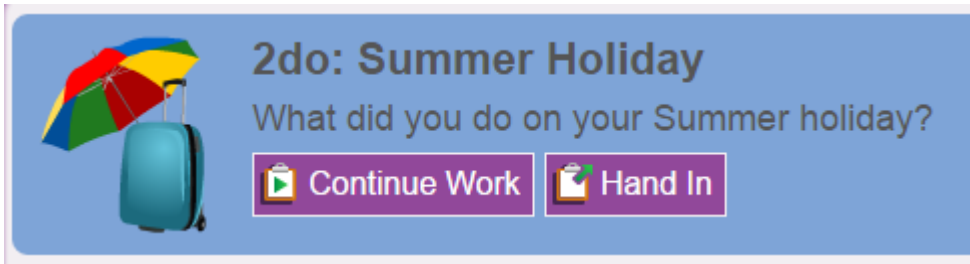
**Step 1:** You should click on the  button. This will take you to the work that needs to be completed.

**Step 2:** Complete the work. When you have completed the work, you should save it. This will save the work into a folder called 2dos for your tTeacher to mark. You can only see your completed assignments within the 2dos application.

**Step 3:** Once you have saved your work, you can continue working on it or hand it in.

You can add a typed comment and also an audio comment for the teacher when you click

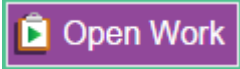
the  button.

A blue banner for a 2do assignment titled "2do: Summer Holiday". On the left, there is an illustration of a colorful beach umbrella and a blue suitcase. To the right of the illustration, the text "2do: Summer Holiday" is displayed in a bold, dark font. Below the title, the question "What did you do on your Summer holiday?" is written in a smaller, lighter font. At the bottom of the banner, there are two purple buttons: "Continue Work" with a play icon and "Hand In" with a document icon.

**2do: Summer Holiday**  
What did you do on your Summer holiday?  
[Continue Work](#) [Hand In](#)

Once a piece of work has been handed in, you can no longer change it.

**Step 4:** Once a piece of work has been handed in, it will move to the bottom of your 2dos

list. You can click on the  button to view your work or save it to "Online Work".

**Step 5:** When your teacher, who set the 2do, has marked the work, you will receive a notification telling you that your work has been marked. Comments will show under the 2do.